






Ceiling indoor installation, ideal for the illumination of common spaces, circulation, areas, shops, shop-windows museums, large areas corridors, entrances, living rooms, kitchens, bedrooms, closets.



| General Data     |                            |
|------------------|----------------------------|
| Item No.         | SMD106I                    |
| Power            | 20 W                       |
| LED Type         | Epistar SMD LED            |
| Luminous flux    | 100 lm/w                   |
| CCT              | 2700K, 3000K, 4000K, 6000K |
| CRI              | 80+                        |
| MacAdam's step   | 3                          |
| Beam angle       | 120°                       |
| Dimension (mm)   | Ø220x78                    |
| Cut out (mm)     | /                          |
| Life Time:       | 50,000 Hrs                 |
| Adjustable       | No                         |
| Working Temp     | -20° ~ +50°                |
| Surge protection | Yes                        |

| Construction Data |  |
|-------------------|--|
| IP rating         | IP40   |
| Finishing         |  White  Black |
| Housing           | Aluminum   |
| Diffuser          | PC   |

| Accessories |  |
|-------------|--|
| /           |  |

| OPTIONS   |     |
|-----------|-----|
| Dimmable  | YES |
| Emergency | YES |

| Electrical Data  |                                |
|------------------|--------------------------------|
| Input voltage    | AC100~240 V                    |
| Insulation Class | I                              |
| Cable            | Open wires                     |
| Driver           | Integrated high voltage driver |