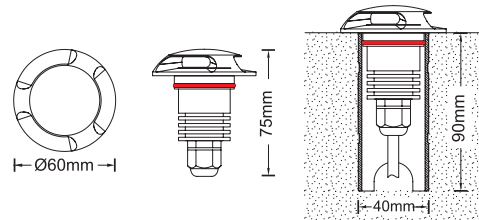
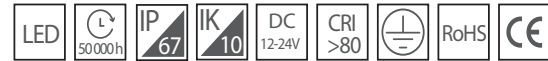
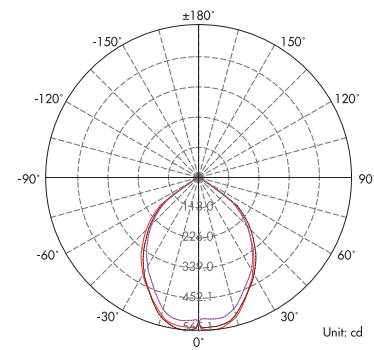


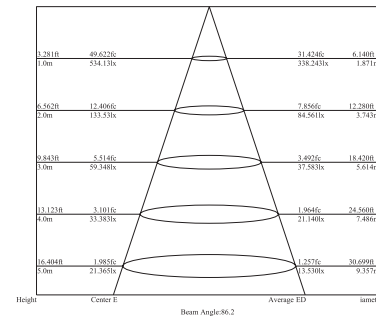
# Inground light




Light Distribution Curve (3000K, 3x100°)



Lux distance Curve (3x100°)



Illumination Picture (3x100°)



## Parameter

General Data	
Item No.	IGD02090
Power	3 Watts
LED type	1 PC 3W CREE XPE LED
Luminous flux	95~100 lm
CCT	2700K, 3000K, 4000K, 6000K, R/G/Y/B
CRI	80+
Beam angle	3x100°
Dimension	60x75 (mm) Diameter x Height
Cut out	40 mm
Working Temp	-20 ~ +50
Life Time	50,000 Hrs
Certifications	CE, RoHS
Electrical Data	
Input voltage	DC 12V-DC24V
Insulation class	Class III
Cable	1PC rubber cable 1M H05RN-F 2x1mm square
Driver	Low voltage constant current output, excluding the transformer
Construction Data	
IP rating	IP67 Waterproof
IK rating	IK10
Housing	Solid Passivated (Anodizing) Aluminum CNC machined
Protection finishing	20~25µm thickness anodized film for housing. Dark grey
Trim	Stainless steel 316
Glass	Step tempered Glass. T=4mm.
Loading capacity	≤2000kgs
Cable Gland	PG7 IP67
Gasket	O-ring PMQ silicone seal
Accessories	
Mounting Sleeve	Passivated (Anodizing) Aluminum CNC machined. Dark grey